

Scaled data based on original data using
LM-79-08 Approved Method: Electrical and Photometric Measurements of Solid-
State Lighting Products

Test Report Prepared for
Cooper Lighting Solutions
(formerly Eaton)

Brand: McGRAW-EDISON

Report Number: P957599

Luminaire Tested: **GALN-SB9D-930-U-5NQ**

Issue Date: 1/21/2025

Test Information

Test Method: LM-79-08
Report Number: P957599
TEST IS SCALED FROM IESNA LM-79-08 TEST DATA (G2-2411-289-18)
Test Lab: INNOVATION CENTER
Issue Date: 1/21/2025
Manufacturer: COOPER LIGHTING SOLUTIONS (FORMERLY EATON)
Product Line: MCGRAW-EDISON
Catalog Number: GALN-SB9D-930-U-5NQ
Description: GALLEON AREA AND ROADWAY HIGH DENSITY LED LUMINAIRE
(9) 90 CRI, 3000K, 900mA LIGHTSQUARES WITH 26 LEDS EACH AND TYPE V NARROW OPTICS
Light Source: -
Ballast/Driver: -

Summary

Lumens per Lamp: N/A
Luminaire Lumens: 67566 lumens
Efficiency: N/A
Efficacy: 102.7 lumens/watt
Luminous Opening: Rectangular (W 1.5' x L: 1.5' x H: 0')
IES Classification: Type V - Short
BUG Rating: B5 - U0 - G4

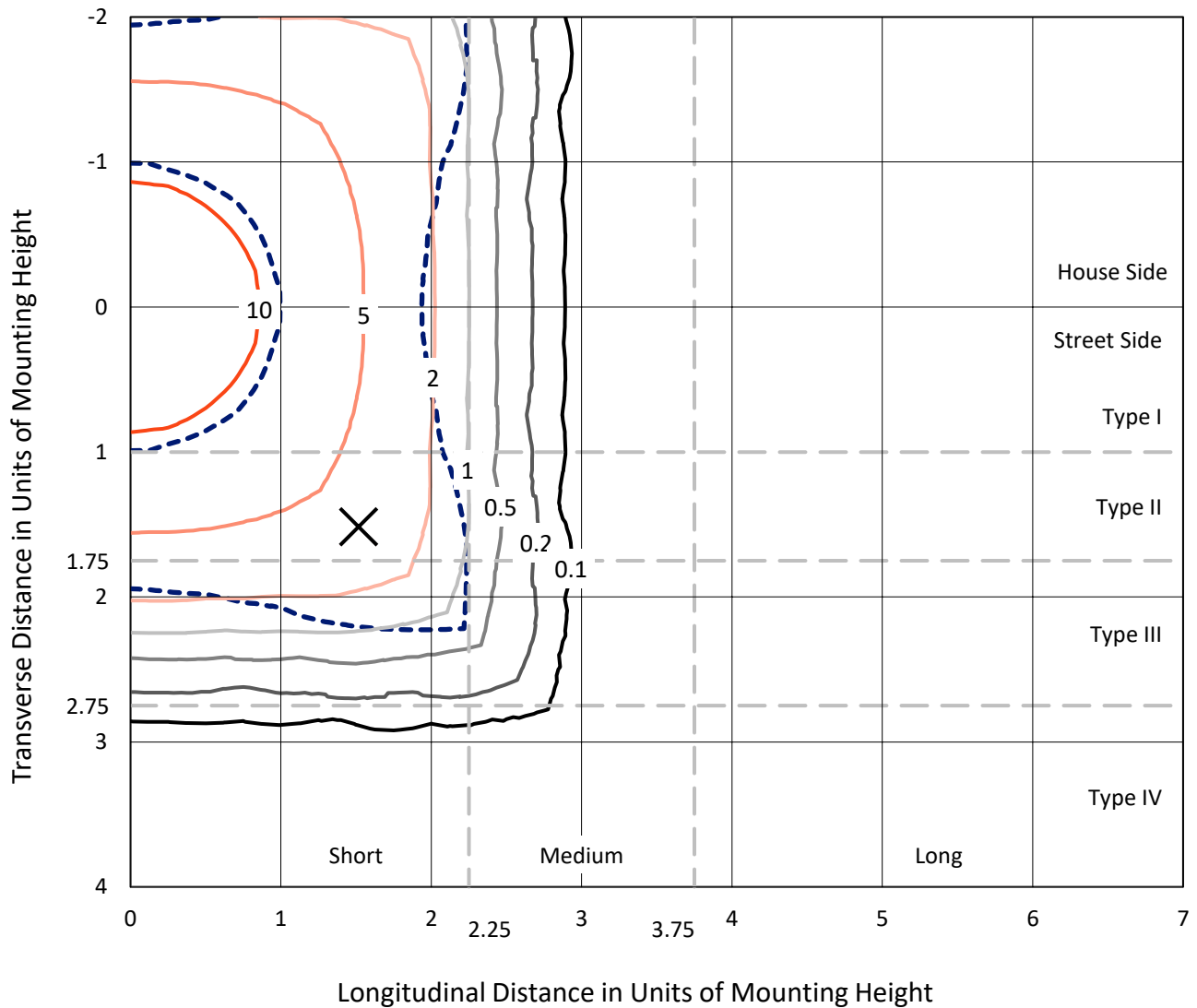
Input Watts (W): 658
Input Voltage (V): NR
Input Current (Ain): NR
Voltage Rise (V): NR
Power Factor: NR
Total Harmonic Distortion (THDi): NR
Frequency (hertz): 60
Stabilization Time: NR
Operation Time: NR
Ambient Temperature (°C): NR
Test Distance: 24 FT



REPORT NUMBER: P957599
 CATALOG NUMBER: GALN-SB9D-930-U-5NQ

Iso-Footcandle Lines of Horizontal Illumination

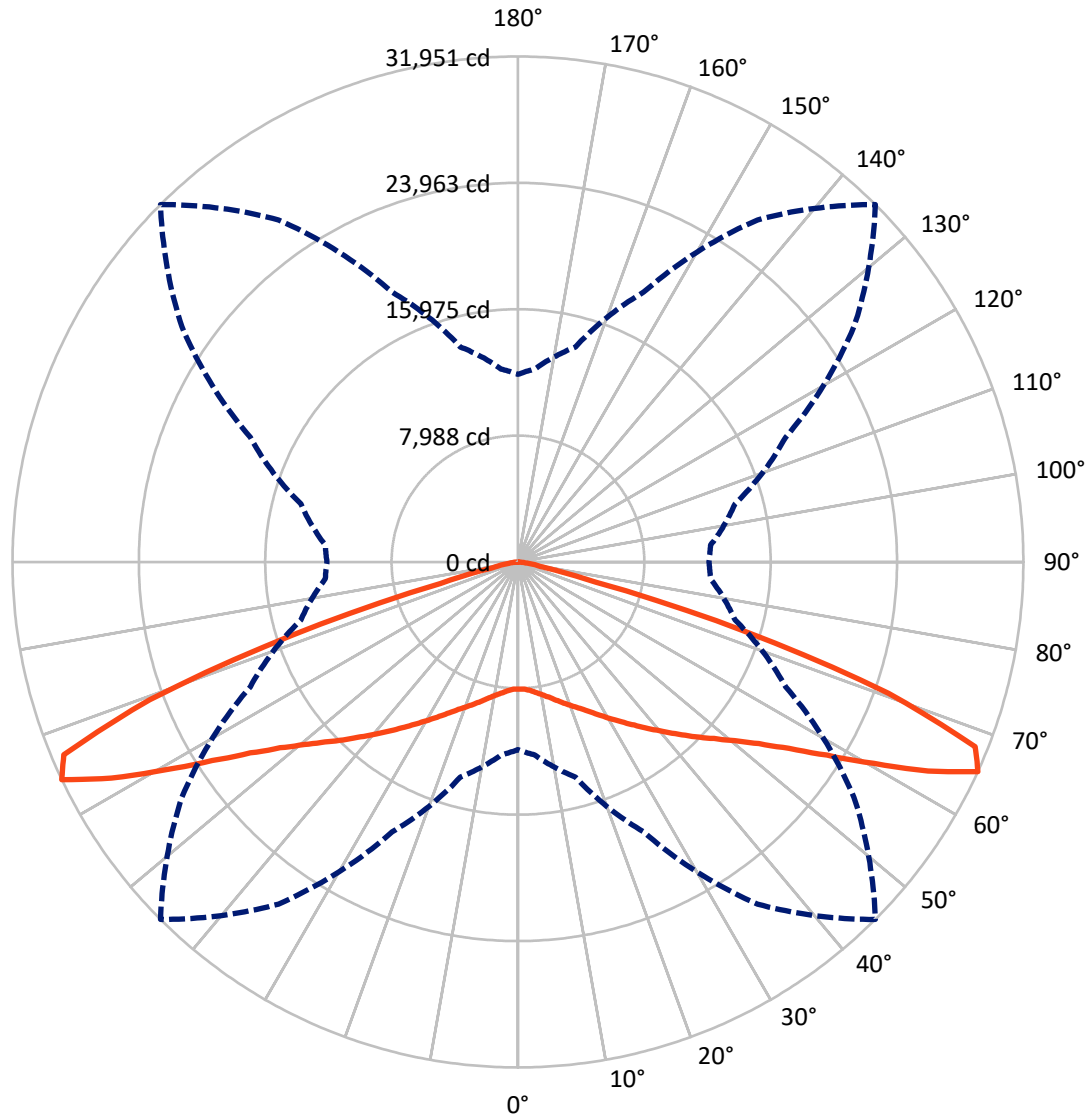
✕ Max cd
 - - - 1/2 Max cd



Based on 25 foot mounting height. Maximum calculated value = 13.1 fc
 Type V - Short - N/A

REPORT NUMBER: P957599
CATALOG NUMBER: GALN-SB9D-930-U-5NQ

Luminous Intensity Polar Plot



— Vertical Plane Through 45-Deg Lateral - - - Horizontal Cone Through 65-Deg Vertical

REPORT NUMBER: P957599

CATALOG NUMBER: GALN-SB9D-930-U-5NQ

FLUX DISTRIBUTION:

		Downward	Upward	Total
House Side	Lumens	33783.0	0.0	33783.0
	% Fixture	50.0	0.0	50.0
Street Side	Lumens	33783.0	0.0	33783.0
	% Fixture	50.0	0.0	50.0
Total	Lumens	67566.0	0.0	67566.0
	% Fixture	100.0	0.0	100.0

ZONAL LUMENS:

Zone	Lumens	% Fixture
0°-10°	793.6	1.2
10°-20°	2589.5	3.8
20°-30°	4889.2	7.2
30°-40°	8006.0	11.8
40°-50°	12413.3	18.4
50°-60°	18337.1	27.1
60°-70°	17455.2	25.8
70°-80°	2816.6	4.2
80°-90°	265.5	0.4
90°-100°	0.0	0.0
100°-110°	0.0	0.0
110°-120°	0.0	0.0
120°-130°	0.0	0.0
130°-140°	0.0	0.0
140°-150°	0.0	0.0
150°-160°	0.0	0.0
160°-170°	0.0	0.0
170°-180°	0.0	0.0
0°-90°	67566.0	100.0
0°-180°	67566.0	100.0

Coefficient of Utilization



REPORT NUMBER: P957599

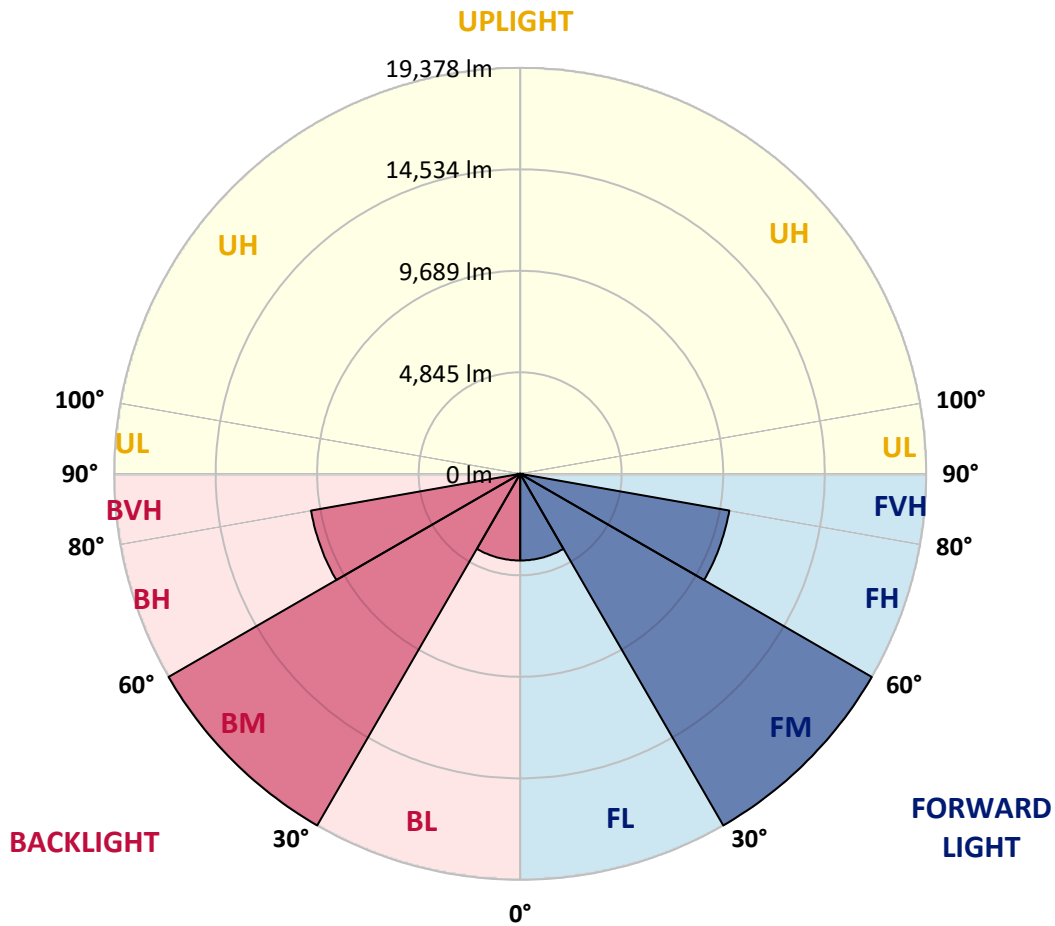
CATALOG NUMBER: GALN-SB9D-930-U-5NQ

LUMINAIRE CLASSIFICATION SYSTEM LUMEN TABLE AND BUG RATING:

Zone	Lumens	% Fixture	Zone Rating/Lumen Limit		
			B	U	G
FL (0°-30°)	4136.1	6.1			
FM (30°-60°)	19378.2	28.7			
FH (60°-80°)	10135.9	15.0			G4/12000
FVH (80°-90°)	132.8	0.2			G2/225
BL (0°-30°)	4136.1	6.1	B4/5000		
BM (30°-60°)	19378.2	28.7	B5		
BH (60°-80°)	10135.9	15.0	B5		G4/12000
BVH (80°-90°)	132.8	0.2			G2/225
UL (90°-100°)	0.0	0.0		U0/0	
UH (100°-180°)	0.0	0.0		U0/0	

BUG Rating: B5-U0-G4

Type V Short



REPORT NUMBER: P957599

CATALOG NUMBER: GALN-SB9D-930-U-5NQ

CANDELA DISTRIBUTION (FULL):

	0°	5°	15°	25°	35°	45°	55°	65°	75°	85°
0°	8041.0	8041.0	8041.0	8041.0	8041.0	8041.0	8041.0	8041.0	8041.0	8041.0
2.5°	8095.3	8068.1	8088.5	8071.5	8058.0	8044.4	8051.2	8074.9	8085.1	8088.5
5°	8203.7	8180.0	8190.2	8190.2	8166.5	8159.7	8163.1	8180.0	8200.4	8200.4
7.5°	8380.0	8356.3	8380.0	8366.5	8346.1	8339.3	8336.0	8349.5	8380.0	8380.0
10°	8593.6	8566.5	8580.0	8573.3	8549.5	8539.4	8536.0	8556.3	8583.4	8580.0
12.5°	8827.5	8797.0	8813.9	8793.6	8786.8	8776.7	8776.7	8773.3	8790.2	8776.7
15°	9088.5	9068.2	9075.0	9061.4	9071.6	9064.8	9037.7	9024.1	9030.9	9010.6
17.5°	9397.0	9349.6	9373.3	9366.5	9366.5	9380.1	9336.0	9319.1	9332.6	9312.3
20°	9753.0	9705.5	9715.7	9702.1	9685.2	9698.7	9644.5	9658.0	9668.2	9654.7
22.5°	10142.8	10081.8	10078.4	10085.2	10047.9	10051.3	10014.0	10047.9	10068.2	10030.9
25°	10542.8	10478.4	10522.5	10505.5	10458.1	10468.3	10441.1	10475.0	10492.0	10444.5
27.5°	10966.6	10922.5	10963.2	10973.4	10915.7	10956.4	10915.7	10946.2	10963.2	10892.0
30°	11461.5	11417.4	11454.7	11481.9	11414.1	11478.5	11444.6	11464.9	11468.3	11383.5
32.5°	12000.5	11932.7	12027.6	12041.2	11966.6	12044.6	12000.5	12027.6	12044.6	11929.3
35°	12658.2	12573.4	12681.9	12665.0	12600.6	12665.0	12624.3	12665.0	12705.6	12566.7
37.5°	13366.7	13278.5	13393.8	13363.3	13302.3	13346.3	13322.6	13349.7	13414.1	13265.0
40°	14146.4	14037.9	14193.8	14139.6	14082.0	14075.2	14088.8	14105.7	14190.5	14024.3
42.5°	14980.3	14865.1	15099.0	15014.2	14932.9	14878.6	14922.7	14956.6	15037.9	14851.5
45°	15932.9	15800.7	16105.8	16004.1	15875.3	15763.4	15834.6	15885.4	16004.1	15780.4
47.5°	16983.8	16834.6	17160.1	17129.6	16919.4	16675.3	16838.0	16983.8	17071.9	16800.7
50°	18011.0	17895.7	18322.8	18360.1	18102.5	17760.1	17987.2	18207.6	18231.3	17875.4
52.5°	18973.7	18858.5	19478.8	19712.7	19482.2	19075.4	19316.1	19539.8	19360.2	18899.1
55°	19743.2	19648.3	20438.2	21041.6	21119.6	20784.0	20926.3	20919.6	20329.7	19621.2
57.5°	19929.7	19916.1	20912.8	22190.8	23004.4	23045.1	22763.7	22045.0	20773.8	19821.2
60°	19082.2	19166.9	20536.5	22790.8	24960.4	25862.1	24645.1	22594.2	20268.7	18946.6
62.5°	16546.5	16770.2	18421.1	22058.6	26540.1	29103.0	26153.7	21760.3	18194.0	16468.5
65°	11858.1	12248.0	14071.8	18824.6	26397.8	31950.6	25936.7	18672.0	14207.4	12217.5
67.5°	5379.9	5776.5	7325.7	12888.7	22946.8	31177.6	22892.5	13024.3	7691.9	5796.9
70°	1949.2	2017.0	2515.4	5159.5	14665.0	24841.8	15292.2	5196.8	2674.7	2149.2
72.5°	1179.7	1189.9	1295.0	1847.5	5095.1	15082.0	5312.1	1908.6	1322.1	1172.9
75°	749.2	742.4	922.1	1128.9	1806.9	5088.4	1895.0	1128.9	918.7	837.3
77.5°	539.0	556.0	661.0	844.1	1139.0	1725.5	1118.7	806.8	661.0	542.4
80°	403.4	413.6	481.4	657.7	800.0	1074.6	711.9	596.6	498.3	339.0
82.5°	291.5	291.5	315.3	478.0	488.2	579.7	386.5	420.4	328.8	240.7
85°	172.9	169.5	196.6	284.8	254.2	213.6	176.3	257.6	206.8	149.2
87.5°	61.0	64.4	61.0	81.4	67.8	57.6	54.2	71.2	57.6	50.8
90°	0.0	0.0	0.0	0.0	0.0	0.0	0.0	0.0	0.0	0.0

(END C

90°
8041.0
8088.5
8200.4
8369.9
8573.3
8783.4
9014.0
9329.2
9685.2
10068.2
10498.8
10946.2
11434.4
12007.3
12651.4
13356.5
14078.6
14949.8
15895.6
16892.3
17919.4
18912.7
19644.9
19760.2
18790.7
16366.8
12071.7
5712.1
2122.1
1193.3
844.1
552.6
349.2
240.7
145.8
47.5
0.0

OF REPORT)